

Whole House Fan

Buyers Guide/Catalog



"A Whole House Fan is a simple and inexpensive method of cooling a house. The fan draws outdoor air inside through open windows and exhausts hot room air through the attic to the outside. The result is excellent ventilation, low indoor temperatures, and improved evaporative cooling."

-U.S. Department of Energy

- *Inexpensive Natural Home Cooling*
- *Energy Saving - Slash Your Utility Bills*

***A Simple Solution To
An Expensive Problem!***

1.888.845.6597

www.WholeHouseFan.com



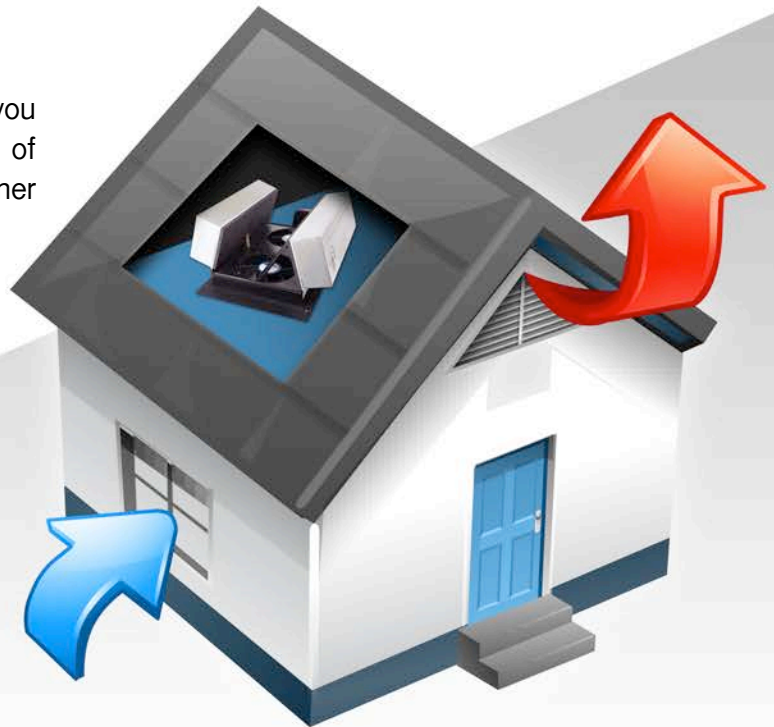
How It Works

If you live in an area with a moderate climate, you may be able to use a whole house fan for most of your cooling needs and reserve your air conditioner for the hottest hours of the day.

A simple and inexpensive way to cool your home.

It works by pulling fresh cool outdoor air into your home and pushing hot stale air out through your attic vents.

The Whole House Fan is mounted in the ceiling between your attic and living area. It can be used anytime the outdoor temperature is cooler than your home.



Follow These Easy Steps To Select Your Whole House Fan:

Step 1. Determine Your Home's Square Footage

Home Size

Because of the many different home styles and configurations, calculating your home's total square footage will help you determine which Whole House Fan will work best for you.

NOTE: Ranch style homes and homes with Cathedral ceilings may require more CFM than what we recommend. Please call us if you have questions.

Total Home Square Footage:

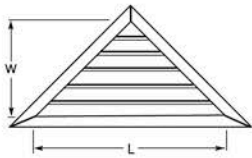



Step 2. Determine Existing Roof Ventilation

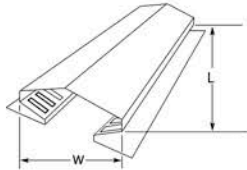
Roof Ventilation Requirements

First find your roof ventilation requirements by determining existing ventilation in your attic. *(Skip this step if you are using a ducted Whole House Fan and ducting directly outside.)*

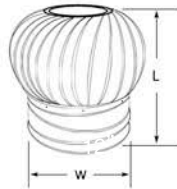
Use the chart below to calculate your home's net free area.



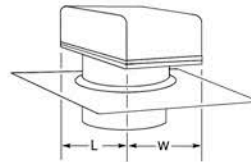
Gable/Louvers



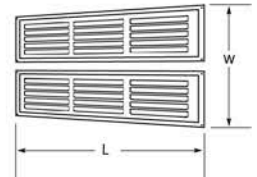
Roof Ridge



Whirlybird



Roof Cap



Under Eave Vent

Type of Vent	Number of Vents	X	Length (In Inches)	X	Width (In Inches)	÷	By 144 = Sq. Ft.	X	Loss Variable	=	Net Free Area
Gable/Louvers									0.6		
Roof Ridge									0.13		
Whirlybird 12" Throat			12"		12"		1				
Roof Cap									0.6		
Under Eave Vent									0.5		

Total Net Free Exhaust Area:



STEP 3. Select Your Fan Type

Whole House Fan Options



The Superfan®
(Refer to Page 4)



The Ghost
(Refer to Page 5)



HV1600
(Refer to Page 6)



HV1000
(Refer to Pages 7)



HV1450
(Refer to Page 8)



TC1000
(Refer to Page 9)

Make sure your home has adequate exhaust area and is rated for your size home.

Note: The sizing values listed in the following chart are based on an average home with moderate to high heat during the summer months. After more than a decade of promoting, selling, and using these fans, Whole House Fan has found these sizing values to be accurate.

Fan Model	Minimum Exhaust Area Required
The Superfan® - 2000 CFM	2.7 Sq. Ft.
GHOST - 3200 CFM	4.6 Sq. Ft.
HV1600 - 1600 CFM	2.2 Sq. Ft.
HV1000 - 1000 CFM	1.33 Sq. Ft.
HV1450 - 1450 CFM	1.93 Sq. Ft.
TC1000 - 800 CFM	N/A



The Superfan® is a multi-port duct fan which draws air in through four 8" duct connections and pushes it out through a 12" duct connection. A typical application is as a whole house cooling fan where the fan box is located in the attic and the air is drawn in from individual rooms through open windows. The 12" exhaust port is capable of being ducted directly to the outside. The system is remarkably quiet because the fan is mounted remotely from the occupied space. When the system is not operating, a damper in the exhaust pipe will block undesirable return air flow.



SALE PRICE
\$1,449.00

- **Designed To Move Air Through Ducts**
- **Ultra Quiet Operation**
- **German Made Motor**

Rated For Homes: Up To 3000 Sq. Ft.
Requires: 2.7 Sq. Ft. Net Free Exhaust Area

Specifications

Fan Motor:	2500 CFM
Approx. CFM @ Each Grille Opening:	500 CFM
Power Supply:	115 VAC 60 HZ
Control: (Timer Available)	Decora On/Off Switch Included
Power Consumption:	735 Watts
Amps Used:	5.2
Sound Rating:	1.9 Sones
Intake Port Duct Size:	8"
Exhaust Port Duct Size:	12"
Maximum Ducting Per Intake Port:	25'-100' With 4 Intake Ports Used
Main Fan Unit Weight:	79 lbs
Front Intake Flange:	12 lbs
Exhaust Port:	9 lbs
Box 1 (Main Unit):	58 lbs, 29"x 26.50" x 18.50"
Box 2 (Intake Housing/Grilles/Switch):	42 lbs, 29"x 26.50" x 17.50"
Warranty:	3 Years





The "Ghost"

The Ghost is powered by a 20" traditional style Whole House Fan that is mounted on top of a self contained housing. Located inside the housing at the bottom of the unit are insulated damper doors, the same ones found on the HV series of fans. These doors open when the fan is in operation and close to form an air tight seal between your attic and living space when the fan is off. The Ghost comes with a line cord plug, and a handheld RF remote control.



SALE PRICE
\$1,449.00

NO SALES TAX

- **Traditional Style Whole House Fan**
- **Automatic Insulated Seal When Turned Off - R38**
- **Easy Installation - No Joist Cutting**
- **Dual Speed Operation with Remote Control**

Rated For Homes: Up To 3500 Sq. Ft.
Requires: 4.6 Sq. Ft. Net Free Exhaust Area

Specifications

Power:	(115V AC 60 Hz Line Cord Plug)	
	High Speed: 450 Watts - 4 amps	Low Speed: 340 Watts - 3 amps
Sound level Below Fan:	High Speed: 68 DBa	Low Speed: 59 DBa
Air Flow:	High Speed: 3400 CFM @ .1" WC	Low Speed: 1900 CFM @ .1" WC
R Value Through Doors:	R-38	
Color:	Green	
Weight:	65 Pounds	
Housing Dimensions:	Overall Height: 27" (L x W x H) Upper Housing: 26-1/4" x 26" x 14-1/8"	
	Lower Housing: 25-7/8" x 29-1/2" x 13-5/8" Minimum Attic Opening: 26-1/2" x 14-1/2"	



HV1600

Unlike other systems, the HV series requires no maintenance. The fan motors of the HV1600 are extremely high quality and are built to last. The HV series of fans are insulated with R-38 doors and when not in use form an air tight seal between your attic and living space. There is no other unit available that boasts this level of insulation and protection. As an additional quality control method, every single unit is tested and run at the factory for 24 hours prior to shipping, a commitment to a great product which we can say is "Made in the USA".



- **2 Speed Remote Control Operation**
- **Efficient & Effective Home Cooling**
- **Easy Installation - No Joist Cutting**

SALE PRICE
\$859.00
NO SALES TAX

Rated For Homes: Up To 2500 Sq. Ft.
Requires: 2.2 Sq. Ft. Net Free Exhaust Area

Specifications

Power Requirements:	115V AC 60 Hz	
	Fans Running: 276 Watts	Lift Motors Running: 6 Watts
Air Flow @ .1 SP:	High: 1600 CFM	Low: 1150 CFM
Sound Level:	High Speed: 70 DBa	Low Speed: 62 DBa
Approx. Amps:	High: 2.4	Low: 1.02
Open/Close Time:	30 Seconds	
R Value Closed Panel:	R-38	
Rough Opening: 1	14.5" x 22.5"	
Height With Door Open:	12"	
Interior Grille:	Return Air White	
Weight:	24 lbs (35 lbs shipped)	
Net Free Area Required:	3 Square Feet	



HV1000

The HV1000 requires no maintenance. The fan motors of this model are extremely high quality and are built to last. The unit has R-38 insulated doors. The HV series of fans are insulated and when not in use form an air tight seal between your attic and living space. There is no other unit available that boasts this level of insulation and protection. As an additional quality control method, every single unit is tested and run at the factory for 24 hours prior to shipping, a commitment to a great product which we can say is "Made in the USA".



SALE PRICE
\$579.00
NO SALES TAX

- **Single Speed Operation**
- **Self Closing Insulated Doors**
- **Maintenance Free Operation**

Specifications

Power Requirements:	115V AC 60 Hz
	Fans Running: 116 Watts
	Lift Motors Running: 6 Watts
Air Flow @ .1 SP:	1150 CFM
Sound Level:	62 DBa
Approx. Amps:	1.02
Open/Close Time:	30 Seconds
R Value Closed Panel:	R-38
Rough Opening: 1	14.5" x 22.5"
Height With Door Open:	12"
Interior Grille:	Return Air White
Weight:	24 lbs (35 lbs shipped)
Net Free Area Required:	1.5 Square Feet

Rated For Homes: Up To 1500 Sq. Ft.

Requires: 1.33 Sq. Ft. Net Free Exhaust Area



HV1450

Imagine walking into your hot stuffy home, opening up some windows - then turning on your HV1450 to cool down your home. It couldn't be easier! It works in virtually all homes.

But it gets better, when your dreaded utility bill arrives - because you are using the HV1450 to cool your home, instead of expensive air conditioning, your utility bill will be far less than previous bills.

There are some things that make sense, this is one of them. The HV1450 will save you so much money, that it will pay for itself in a short period of time, when compared to using central air conditioning! Can you think of any other product that you have purchased that will do that for you?



- *Economical Home Cooling*
- *Single Speed Operation*
- *Easy Installation - No Joist Cutting*

Rated For Homes: Up To 1600 Sq. Ft.
 Requires: 1.93 Sq. Ft. Net Free Exhaust

Specifications

Power Requirements:	115V AC 60 Hz
	Fans Running: 138 Watts
Air Flow @ .1 SP:	1450 CFM
Sound Level:	69 DBa
Rough Opening: 1	14.5" x 22.5"
Interior Grille:	Return Air White
Net Free Area Required:	3 Square Feet

TC1000



The TC1000 operates on a single speed and is used in solid roof or sidewall applications for whole house cooling where interior attic installation is impossible. The TC1000 is a roof mounted attic/whole house fan.

It is quiet, energy efficient and has a motorized, insulated damper that closes when the fan is not in use preventing cold air, insects, rain, and snow from entering your home or sunspace. This remarkably versatile fan is perfect for flat roof, solid roof, and sidewall applications for whole house cooling where interior attic installation is not possible.

The TC1000 is the only ventilating fan designed and assembled in the USA for sunroom and patio applications.



- *Roof Mounted Whole House Fan*
- *For Homes With No Attic*
- *Each TC1000 Covers Approx. 1000 Sq. Ft. of Living Area*

Specifications

Power:	115 VAC 60Hz	High Speed: 110 watts 1.5 amps
Lift Motor Running:	6 watts	
Open/Close Time::	30 Seconds	
Sound Level:	69 DBa	
Air Flow Speed:	800 CFM	
R-Value through doors:	6.1	
Color:	White	
Htg Deflection Temperature:	180°F	
Weight	16 pounds	
Dimensions:	Inside Housing: 12" x 26 3/4" (+/-1/8")	Rough Opening: 12.5" x 27"
	Flange: 16.875" x 36" x .25"	Cover Height Above Flange: 5"
	Box Depth Below Flange: 2.5"	

HOW TO ORDER

ONLINE

www.WHOLEHOUSEFAN.COM

Ordering online is faster and easier than ever on our secure website.

PHONE

1.888.845.6597

DIRECT: 1.661.775.5979

Mon-Fri 6:30 am - 5:00 pm PST

FAX

1.661.457.3835

MAIL

Fill out the order form and include your credit card #, check or money order, and send to:

Whole House Fan
29021 Ave Sherman, Ste. 103
Valencia CA, 91355

ORDERED BY:

Name _____
Address _____ Apt# _____
City _____ State _____ Zip _____
Ordered By _____ Email _____
Daytime Phone _____ Evening Phone _____

SHIP TO: only if different from "ORDERED BY"

Name _____
Address _____ Apt# _____
City _____ State _____ Zip _____
If paying by credit card, please indicate your name and address as they appear on your credit card statement. ***We DO NOT rent or sell your email address to anyone.**

Pg.#	Qty.	Item#	Description	Price	Total

TOTAL PURCHASES

SHIPPING

TAX

TOTAL

METHOD OF PAYMENT

Check* Money Order* American Express MasterCard Visa
 Discover * Please make check or money order payable to: Whole House Fan

Please do not send cash. Your credit card is charged when your merchandise is shipped. Please allow 10 working days for processing check orders.

Exp. Date -
Month Year

AUTHORIZED SIGNATURE

Cardholder's Name _____
Statement Address _____
City/State/Zip _____

UNCONDITIONAL 60 DAY GUARANTEE

Your complete satisfaction is our goal. If you are not satisfied with an item - whatever the reason - return it to us and we will promptly exchange it or give you a refund.

CUSTOMER SERVICE

TOLL FREE: 1.888.845.6597

DIRECT: 1.661.775.5979

Mon-Fri 6:30 am - 5:00 pm PST

Email questions and comments to:

Info@wholehousefan.com



Whole House Fan

www.WholeHouseFan.com

29021 Avenue Sherman
Suite 103
Valencia, CA 91355
Toll Free: 1.888.845.6597
Direct: 1.661.775.5979